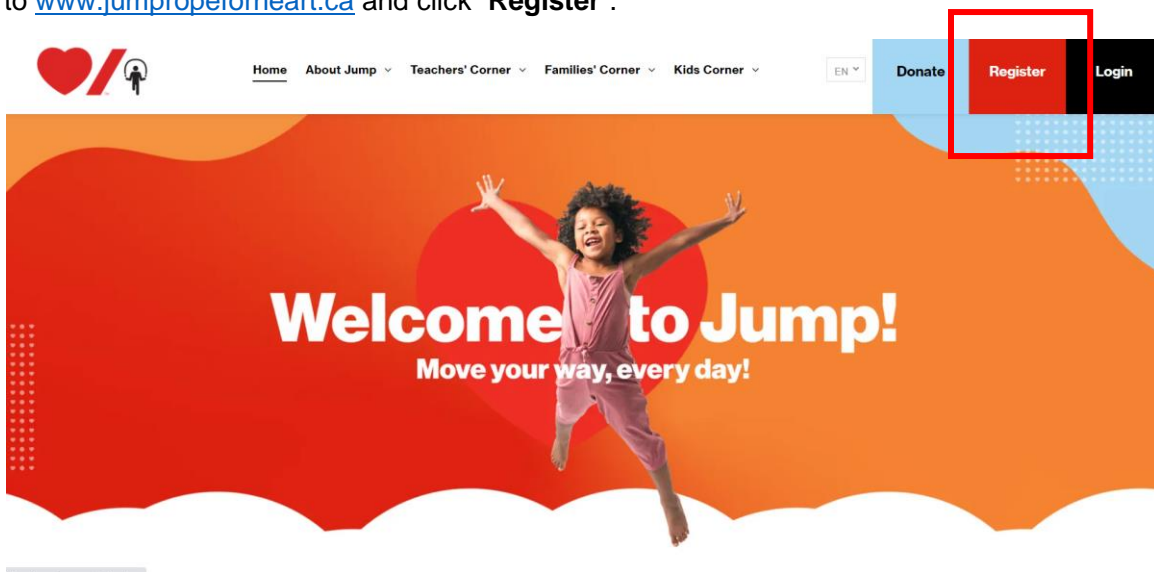


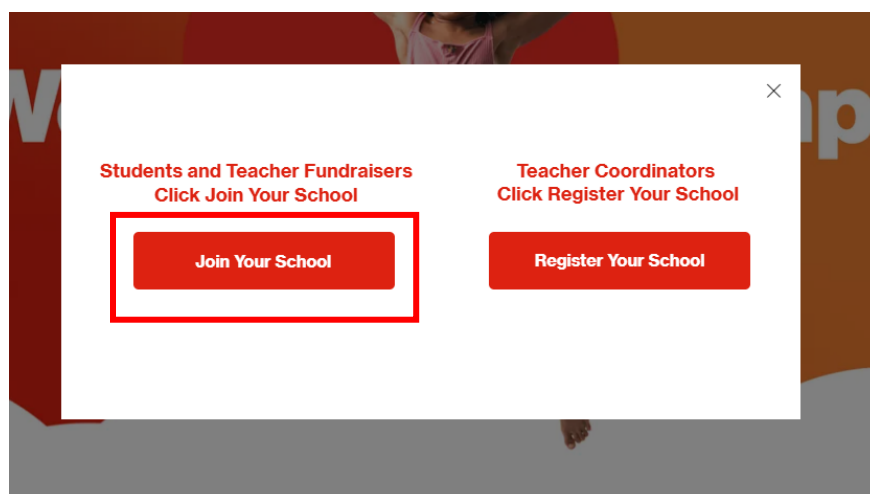
How to Register your Child for Jump Rope for Heart


Online fundraising allows you to easily raise funds and share life-saving information with your friends and family. Here's how to get started:

1. Go to www.jumpropeforheart.ca and click “**Register**”.



2. When prompted, click the “**Join Your School**” button.





3. Search for your school. Once found, click “**Register**”.

Tip: If you cannot find your school, remove an accent or punctuation. For example: change “École” to “Ecole” or “St.” to “St”.



Get started - become a Heart Hero!

Welcome – or welcome back! Join the school event nobody wants to skip.

Start by searching for **your school name** in the search bar below, or search for the **National Jump Team** if your school is not participating.


[Click here \(coming soon\)](#) to view our how-to register your child guide!

School

example school |

Q

1 School (s) Found.


Example School - City

View School

Register

4. Select the large, grey rectangular button that says “**+ Register**”.

Register for Jump Rope for Heart


Please select “Add registrant” to register another child or proceed with your registration by clicking “Next”
Start your registration by clicking ‘Register’ below. Please note that your registration is free and will always show a balance of zero, unless you add a self-donation.

+
Register

Cancel

Total (Registrations) \$0.00

Next



5. Complete the “**Registrant Details**” and click the red “**Next**” button.

Registrant Details

Details

Enter fundraisers first and last name and email address. If you are signing up a child, please enter Parent/ Guardian email address. Please note that you can sign up additional registrants/ children under the same email address.

First name*

Last Name*

First name*

Last Name*

Email*

Email*

Register for Jump Rope for Heart

Select Registration

Registration options

☐ Student Registration

FREE

☐ Teacher Fundraiser Registration

FREE

Personal Fundraising Page

Enter details to setup a personal fundraising page.

Personal Fundraising Page
Create your fundraising page to be shared with your community.

Personal page name*

Goal

Personal page name*

\$

Name Your Personal Page Link

/page/

Set your own web address for your personal fundraising page. Call this whatever you like. We recommend typing in your first and last name (without a space). Only use letters, numbers and dashes.

Donate now to kick start your personal page.
Donating to your personal page earns you a fundraising badge. Those that kick start their own page typically raise 75% more! If you are registering multiple children and donate below, please note this donation will be applied to the personal page above.

\$15	\$25	\$50	\$100	\$500
Other				

Select Activity

Select activity you would like to start tracking

☐ Practice your EASY Healthy Habits!

Additional Questions

Please indicate your relationship to the fundraiser?

Select option

Please select fundraisers grade?


Select option

What is your Teacher's Last Name? (i.e. Smith)*

☐ I accept the Terms & Conditions [View](#)

Cancel

Next



6. If you would like to register a second child, select the large, grey rectangular button that says, “+ Add registrant” and complete the registration details for your second child. If not, select the red “Next” button to proceed to the next step.


Register for Jump Rope for Heart

Please select “Add registrant” to register another child or proceed with your registration by clicking “Next”

1 registrant(s)

+



Add registrant



Example Student

example@gmail.com


Student Registration - Free



Cancel

Total (1 item) \$0.00

Next



7. You are now at the final step of registration. If you made a donation to your child when completing the **“Registrant Details”** it will show up here. If you haven't, you can also add a donation to your child's page under the **“Donation”** heading. Then complete the fields under **“Your Email”** and **“Your Information”** and click the red **“Complete”** button. Your child is now registered for Jump Rope for Heart!

Registrations

Add more

1 items

Student Registration
Example Student

Summary

1 × Register for Jump Rope for Heart
• Student Registration

Free
\$0.00

Total \$0.00 CAD

Donation

To personal pages
Donate now to earn a badge and kick start your personal page.

Example Student Fundraising Page 0

To School
Your support will go to the general fund.

Example School - City 0

Your Email

You're logged in as Nicole Kerr. Not you? Logout

Your Information

☐ I am filling this form on behalf of an organization or company

Title

First name*

Last Name*

Title

First name*

Last Name*

Street Address*

City*

100 Main Street Unit 1

City*

State / Province*


Country*

ZIP / Postal Code*

Ontario


Canada

☐ I'm not a robot

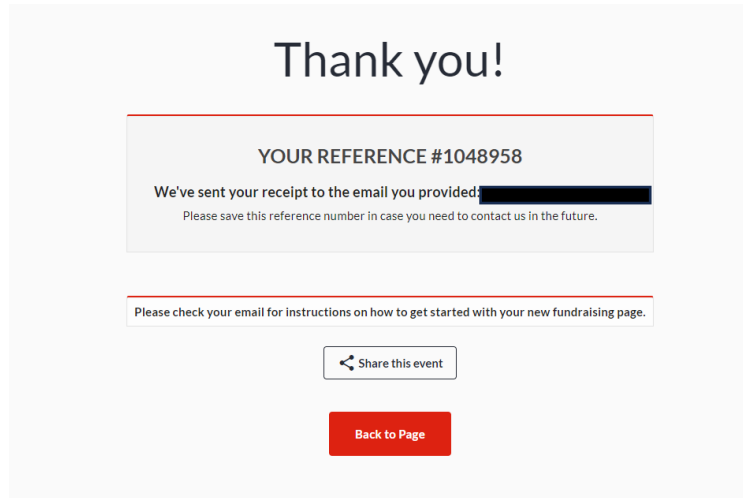


Complete


By submitting this form, I agree to the [Terms & Conditions](#) and acknowledge that I have read and understand the [Privacy Policy](#).



8. You will receive a thank you message notifying you that you have received a confirmation email.



9. You should receive two emails in your inbox. One email contains your tax receipt if you donated to your child during registration (you will receive this email even if you did not donate). The second email with the subject line “**Thanks for supporting Jump Rope for Heart**” includes the “**Manage My Page**” button where you can click to login to your child’s Participant Center and start customizing their fundraising page to share with friends and family!



Hello Nicole,

Thank you for supporting Jump Rope for Heart — the school FUNdraising event that nobody wants to skip! Students discover fun ways to get active, practice healthy habits, and learn about helping others by raising money to help beat heart disease and stroke. We are excited to share that Desjardins Financial Group is partnering with us again this year to build a healthier future for kids through its support of Jump Rope for Heart nationally.

To complete your registration and start your child’s Jump journey, follow these steps:

1. Click the “**Manage My Page**” button below to login to your Participant Centre. If you are new to the website, it will prompt you to **set your password** first.

[Manage My Page](#)